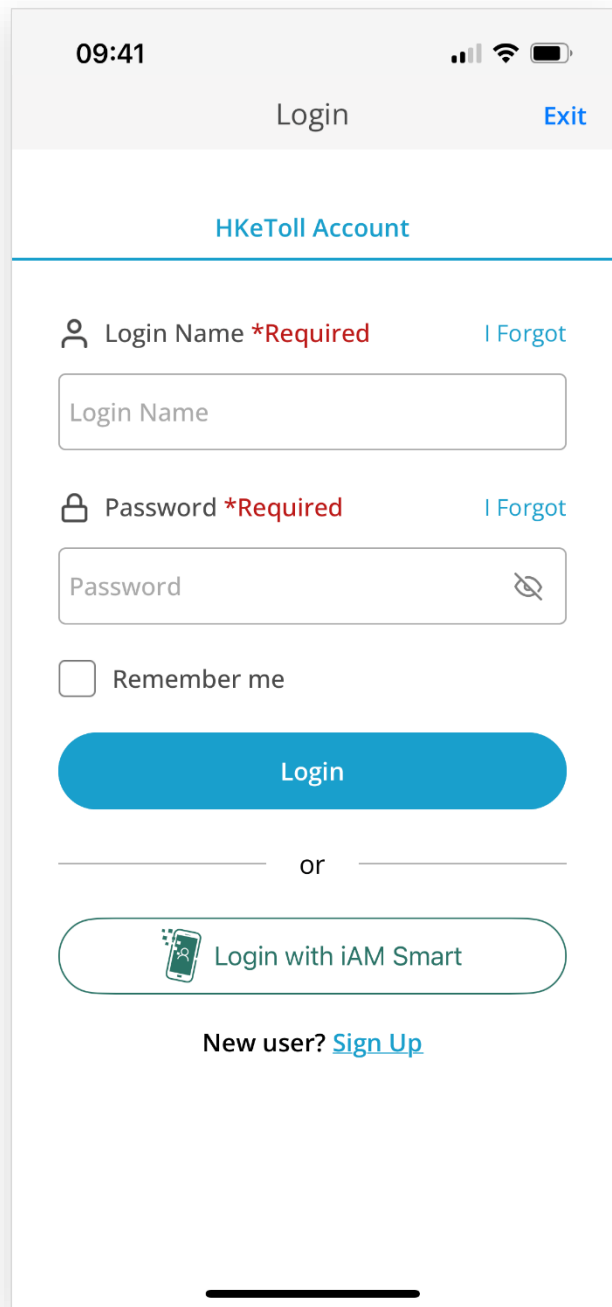
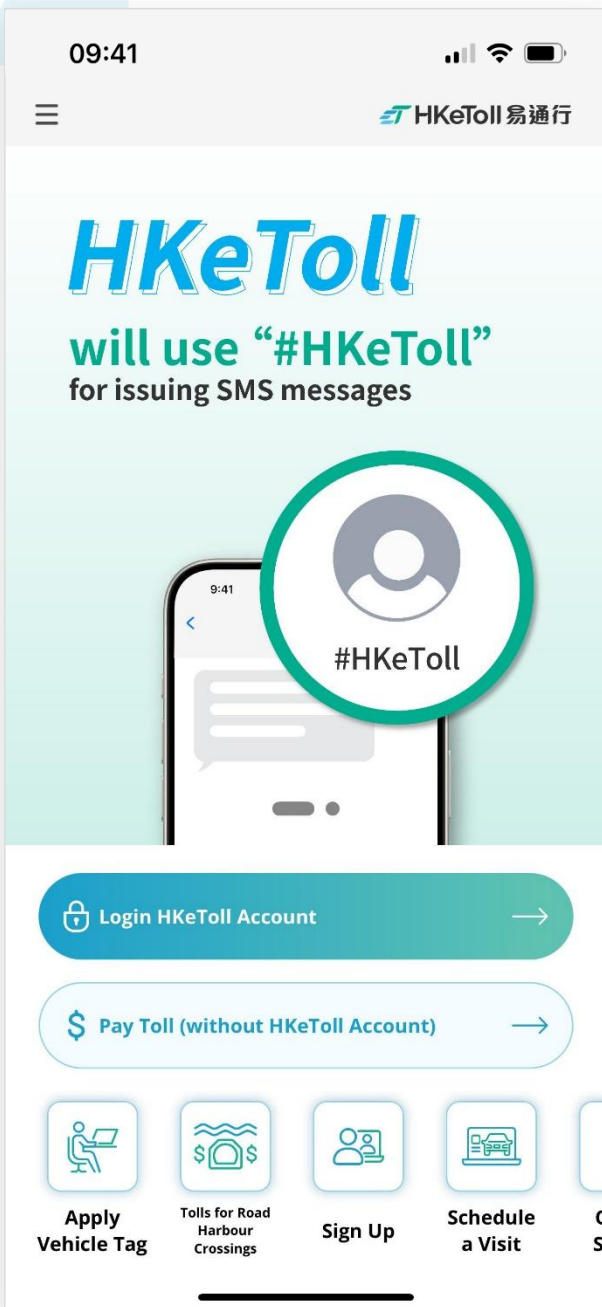


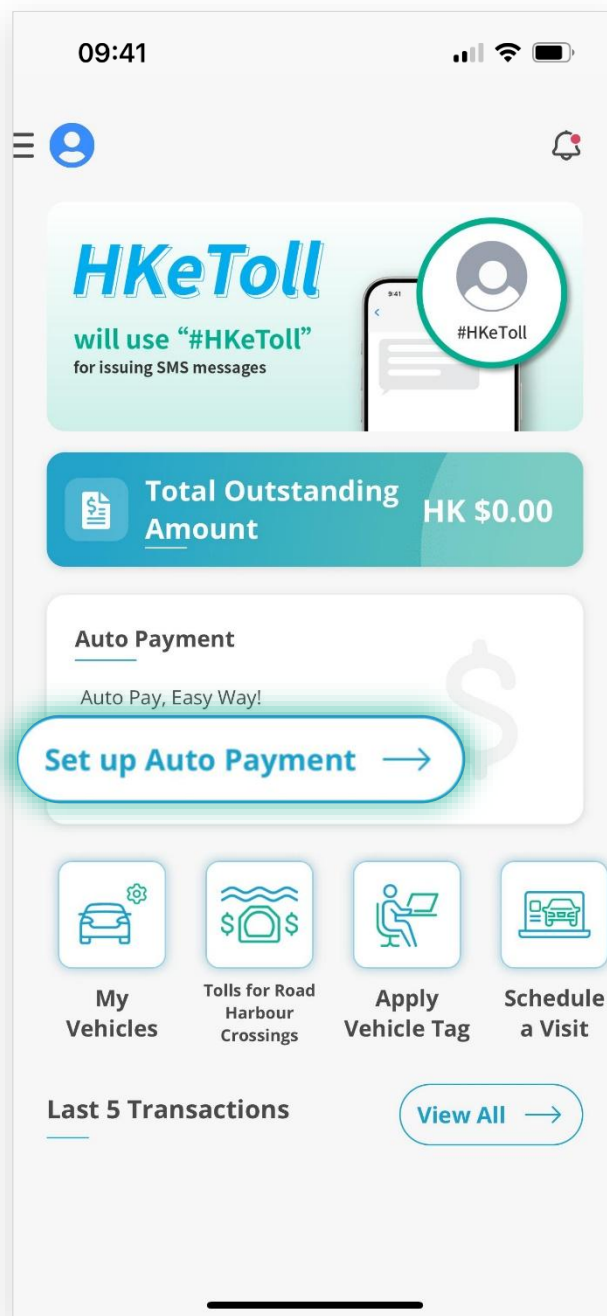
Step 1 :

- ❑ Log in to your HKeToll account



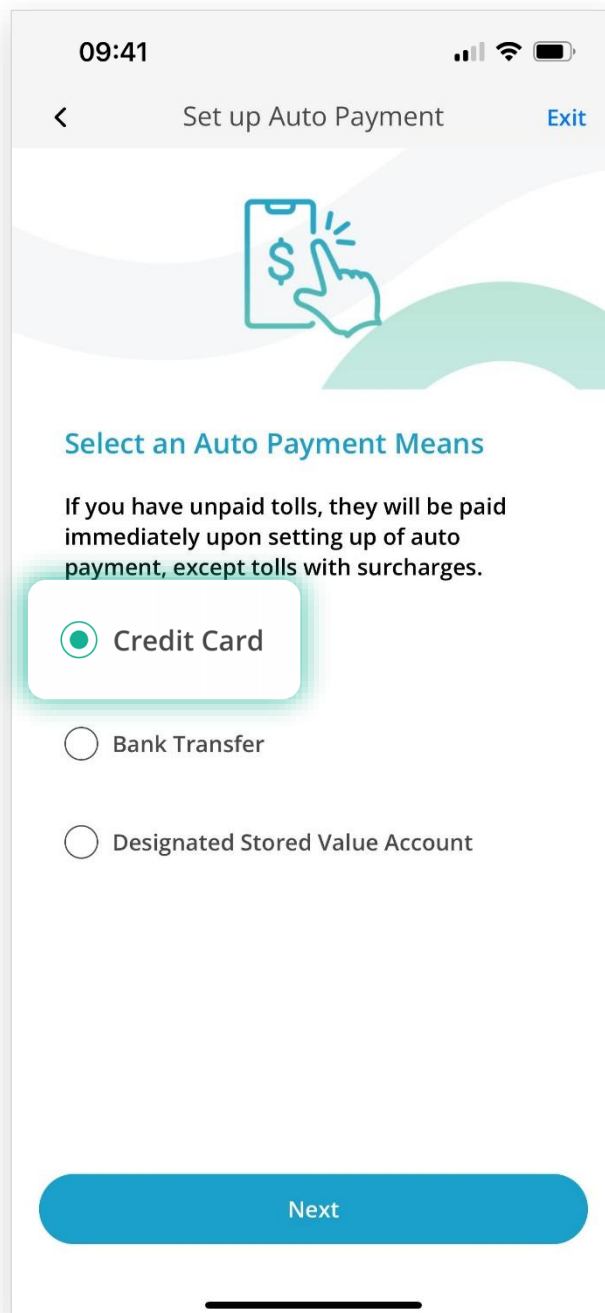
Step 2 :

- ❑ Click "[Set up Auto Payment](#)" in the "Auto Payment" section of the account home page



Step 3 :

- ❑ Select "Credit Card", and then click "Next"



Step 4 :

- ❑ Read the Terms and Conditions (“T&C”) and the Personal Information Collection Statement (“PICS”)
- ❑ Check the box to confirm that you have read, understood and agreed the T&C and PICS, and then click “Next”

09:41

< Set up Auto Payment Exit

Terms & Conditions and Personal Information Collection Statement (“PICS”)

Auto-payment(Credit Card)

1 This credit card autopay setup is for the payment of tunnel tolls only and is not applicable to any other HKeToll charges (e.g. surcharges, toll tag fees, etc.). By setting up this credit card autopay, you authorise us to charge all tunnel tolls in connection with this HKeToll account to the credit card account you have selected with immediate effect until further notice.


2 You agree to accept full responsibility for any consequences of the existing limit applicable to your selected credit card account being exceeded.

I confirm that I have read, understood and agreed to the Terms & Conditions and the Personal Information Collection Statement (“PICS”)

Next

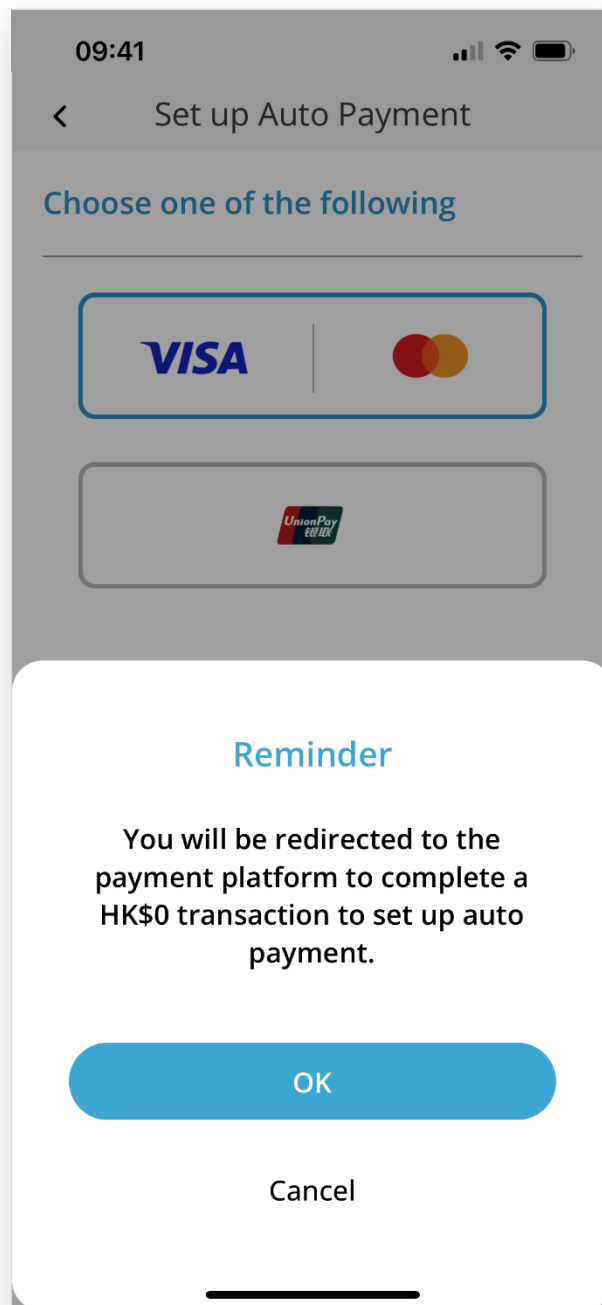
Step 5 :

- ❑ Select the credit card operator for setting up auto payment, and then click “Next”



Step 6 :


- ❑ Click “OK” on the reminder and you will be redirected to the payment platform





Step 7 :

- ❑ Enter your credit card information at the third-party payment platform to set up auto payment

09:41 Exit

Payment Details  * Required field


Card Type *

 Visa  Mastercard

Card Number *

Expiration Month * Expiration Year *


CVN
This code is a three or four digit number printed on the back or front of credit cards.



Your Order

Total amount HKD 0.00

09:41 退出

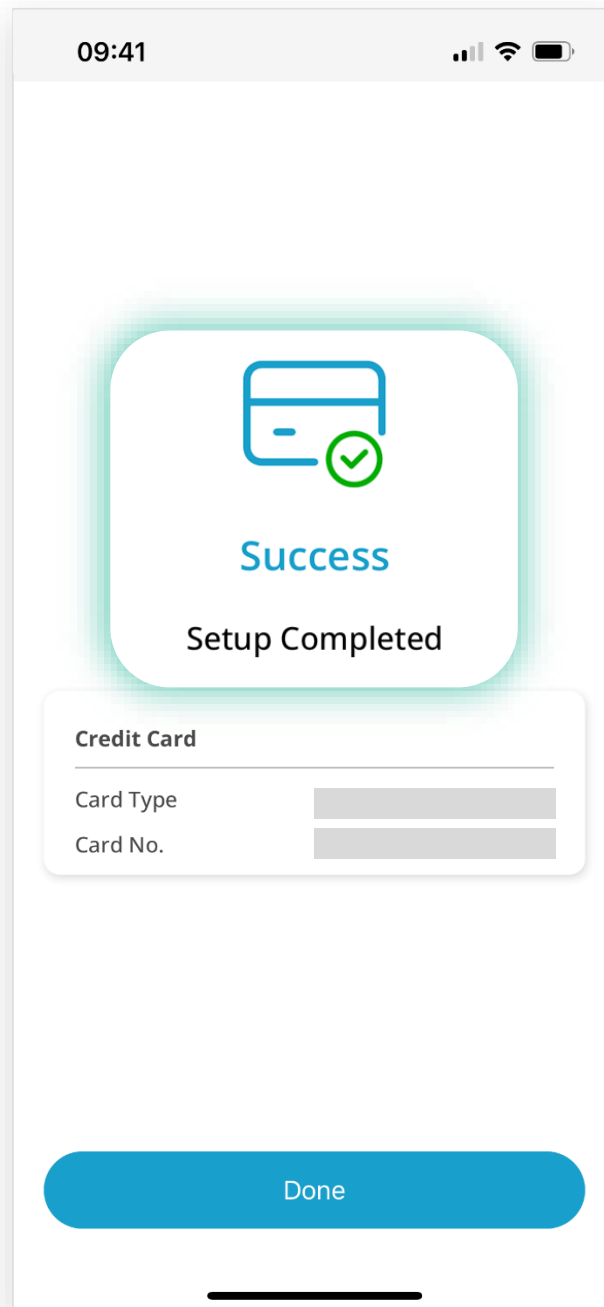


Add a credit card

Card

Step 8 :

- ❑ This screen will be shown when the auto payment set up is completed successfully



【Terms and Conditions and Personal Information Collection Statement】

Please refer to the Terms and Conditions and Personal Information Collection Statement of the HKeToll service on the HKeToll website.

HKeToll reserves the right to modify all contents without prior notice. The version on the HKeToll website shall prevail should there be any discrepancies. For the latest version, please refer to the HKeToll website www.hketoll.gov.hk.

HKeToll Website : www.hketoll.gov.hk

HKeToll Customer
Service Hotline : (852) 3853 7333



 Download on the
App Store

 GET IT ON
Google Play

 EXPLORE IT ON
AppGallery

Please refer to HKeToll website for the locations of the HKeToll customer service centers and the service outlets.